

## SPECIFICATION SHEET

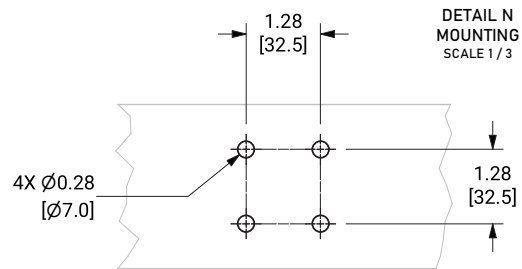
# FEET - KDF015 SERIES

### A STRONG FOUNDATION

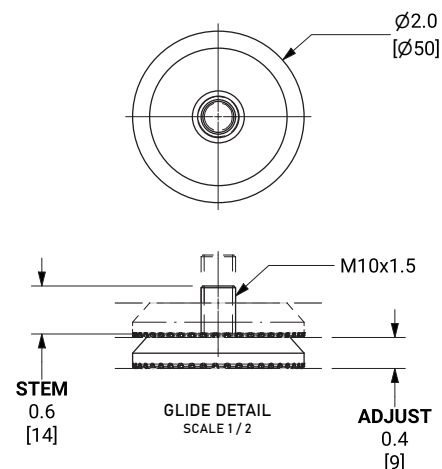
Kaidi engineers carefully design the feet based on ergonomics and mechanics considerations. In order to ensure the overall load-bearing capacity and stability of the whole structure, size and weight ratio of the foot, frame and legs are strictly measured so that shaking risk is eliminated.

- External Mount
- Compatible with All Columns
- Adjustable Floor Levelers for Leveling
- Adaptable for Casters and other Floor Leveler Styles

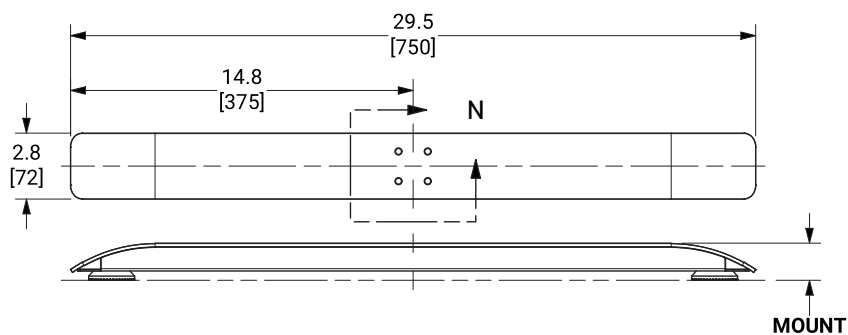
#### External Mount



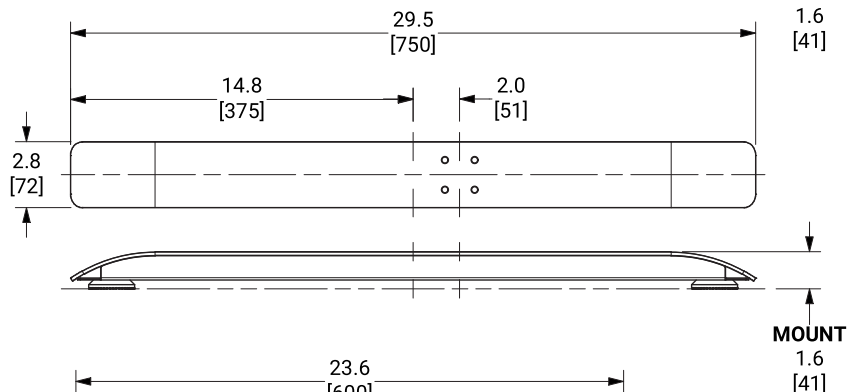
#### Floor Leveler Detail



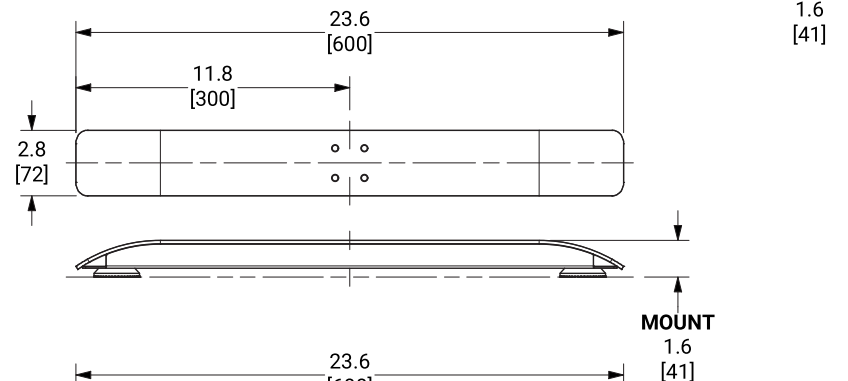
KDF015-3



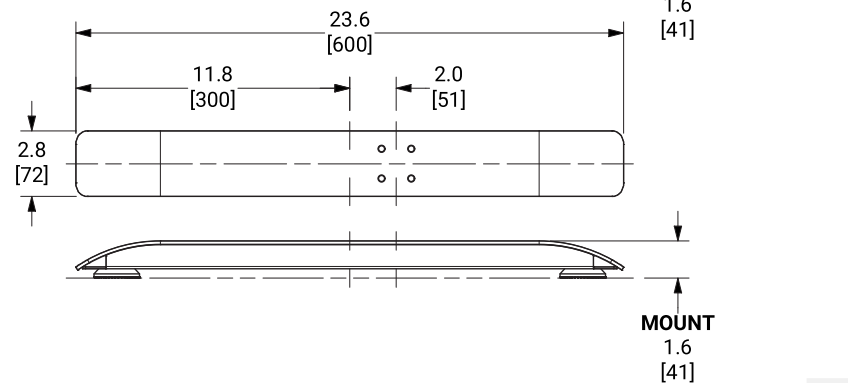
KDF015-1



KDF015-4



KDF015-2



Product Weight

KDF015-3 7.5 lbs / 3.4 kg

KDF015-1 7.5 lbs / 3.4 kg

KDF015-4 5.9 lbs / 2.7 kg

KDF015-2 5.9 lbs / 2.7 kg